

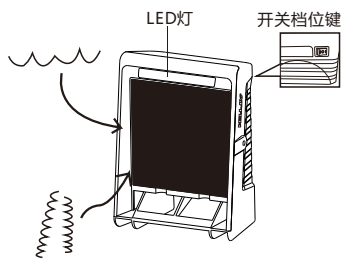
ST-1016吸烟仪使用说明书

深圳市安泰信科技有限公司
SHENZHEN ATTEN TECHNOLOGY CO., LTD

产品工作摆放方式

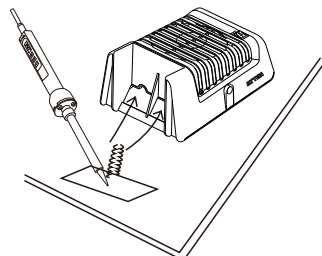
1. 吸除大范围的烟气

吸除大范围的烟气, 根据实际需求开关档位键可调一档二档。一档适合光线较亮环境使用, LED灯不亮。二档适合光线较暗环境使用, LED灯亮。



2. 吸除近距离的烟气

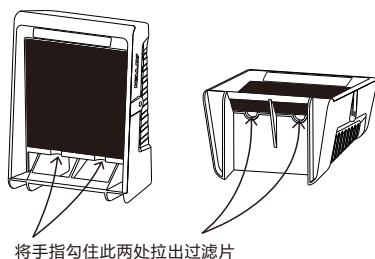
吸除近距离产生的烟气时, 请参照右图将机器放置于桌面, 并开启一档档位。与竖放的摆放方式相比较, 横卧方式的吸烟性能更为优越。相对的横卧方式并不适合大范围的吸烟。



保养与维护

1. 活性炭过滤片的更换

1. 过滤片由于长时间使用后其吸收能力会减弱, 当过滤片的表面大部分变白时, 便应该更换。如果尘埃过多粘附在过滤片上, 也要更换。(切勿让过滤片含水分使用)



将手指勾住此两处拉出过滤片

版权信息

本产品(含内部软件)及附件的设计受国家相关法律保护, 任何侵犯我司相关权利的行为将会受到法律制裁。用户在使用本产品时, 请自觉遵守国家相关法律。

免责声明

用户在使用本产品过程中, 对于未按照相关指导、自然灾害等不可抗力或个人行为等非产品质量不合格而引起的人身伤害或者财产损失, 本公司概不负责。

该说明书是深圳市安泰信科技有限公司根据最新产品特性进行整理、编译和发行的。在产品和说明书的后续改进过程中, 本公司不负责任另行通知。

产品概览

本产品是一款快速消除有毒气体的吸烟仪, 过滤片为精制活性炭, 具有高度吸收能力, 自带LED照明功能。

技术参数

产品名称	吸烟仪
产品型号	ST-1016
产品功率	220V AC/50Hz/16W 110V AC/60Hz/22W
吸气容量	1.03m ³ /min
产品尺寸	103.3*161.8*217.2mm
活性炭尺寸	142*142*10mm

包装清单

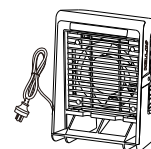
说明书X1, 活性炭过滤片X1, 吸烟仪X1。



说明书



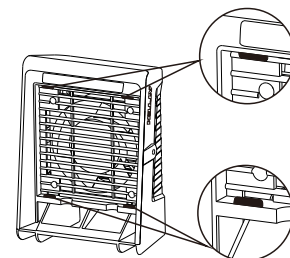
活性炭过滤片



吸烟仪

2. 安装

请参照右图标示的4处卡位, 将过滤片嵌入固定。为避免发生故障, 请勿在未放入过滤片下使用机器, 避免吸入杂物影响机器运行。



使用注意事项

警告 为了降低火警或触电的风险, 切勿同时使用本产品及固态速度控制装置。修理前必须切断电源, 否则可能会引发触电。

1. 请勿使用本产品吸除具有引火性或爆炸性的气体。
2. 请避免放置潮湿的场所保管。
3. 请勿弄湿产品或以湿的手触碰产品。

注意

4. 进行零件更换时请使用正规零件产品。
5. 离开或使用结束时, 请关闭电源。
6. 更换零件或收放机器时, 请务必关闭电源。
7. 请注意勿让孩子把玩本产品。
8. 遇到电源线断线时, 为了避免发生危险, 请联系制造商或有同等资格的人员进行更换。

售后信息

深圳市安泰信科技有限公司
SHENZHEN ATTEN TECHNOLOGY CO., LTD
地址: 广东省深圳市光明新区七号路森阳高新科技园2栋8楼
电话: 0755-8602 1389
传真: 0755-8602 1365 邮编: 518132
网址: www.atten.com.cn(中文)
www.atten.com(英文)
邮箱: sales@atten.com.cn

联系售后
电话: (+86) 0755-8602 1266

Engineer's partner
工程师的伙伴

All Copyright Reserved
MADE IN CHINA
CBN030691A

ATTEN ST-1016

Smoke Absorber User Manual

Specification

Item Name	Solder Smoke Absorber
Item Model	ST-1016
Power consumption	220V AC/50Hz/16W 110V AC/60Hz/22W
Maximum suction capacity	1.03m ³ /min
Dimensions	103.3*161.8*217.2mm
Filter size	142*142*10mm

Packaging List

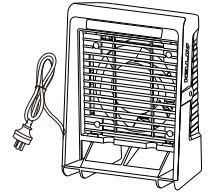
User Manual X1, Activated Carbon Filter X1, Solder Smoke Absorber X1



User Manual



Activated Carbon Filter



Solder Smoke Absorber

Copyright

The design of this product (including internal software) and the accessories are protected by relevant laws of China. Any violation of relevant rights of our company will be subject to legal sanction. please abide by relevant national laws when you use this product.

Essentials

User should have basic knowledge of life and basic electrical operation before using the product. Underage user can only use this product under the guidance of a professional or guardian.

[Note] In order to avoid damage to the machine and keep the operating environment safe: Please read this Manual carefully before using this product, and keep it properly for future reference.

Disclaimer

We will take no responsibility for any personal injury or property damage caused by reasons other than the product quality problem, which may include force majeure (natural disasters, etc.) or personal behavior during the operation of this product.

This manual is organized, compiled and released by SHENZHEN ATTEN TECHNOLOGY CO., LTD. according to the latest product features. We will not be responsible for further notice of the subsequent improvement of the product and this Manual.

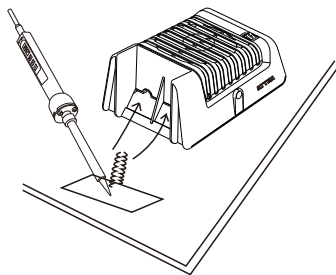
Product overview

This product is a Desktop-type Solder Smoke Absorber can be operated vertically or horizontally, can remove soldering smoke and fumes quickly, safely and quickly. Activated carbon filter is made of highly activated carbon, strong absorb, and has LED lighting function.

1

2. Remove close-up solder smoke

Please place this device on the desk as below picture if removing close-up solder smoke, and turn on Gear 1. Comparing with vertical position, horizontal position can provide airflow and efficiency much more than vertical, and is not much suitable for removing widely range of smoke.

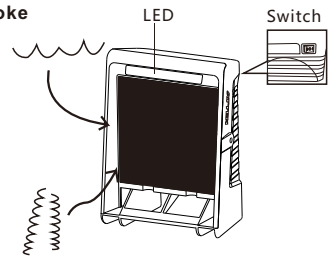


2

Instructions

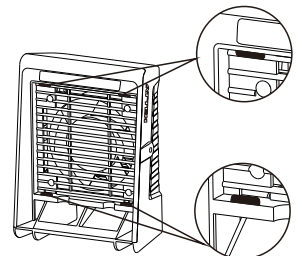
1. Remove widely range of solder smoke

Please adjust two gear keys if removing widely range of solder smoke, Gear 1 is suitable to be used under brighter environment, the LED light is off when pressing Gear 1, Gear 2 is suitable to be used under dark environment, the LED light is on when pressing Gear 2.



2. Install

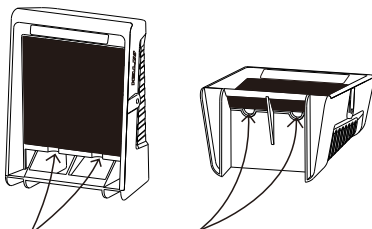
Please fix the activated carbon filter on the 4 pcs of buckle position as picture on the right. please don't operate this device before put into the activated carbon filter.



Care and Maintenance

1. Replace activated carbon filter

The filter absorbs solder fumes and becomes white with clogging. Replace the filter when the suction power is drastically reduced due to clogging, or when the flux smell gets noticeably stronger. (Note: Be careful that moisture, water etc does not get on the filter, or it can't be used.)



Pull out this filter on the position, with fingers

3

Safety Precaution



WARNING

In order to reduce the risk of fire alarm or electric shock, please never use this device with solid state speed control device at the same time, please cut off power before repairing, or it will lead to electric shock.



CAUTION

1. Do not use this produce absorb igniting or explosive gas.
2. Keep this product away from wet places.
3. Do not make this product wet or use it with wet hands.
4. Make sure to turn off the power when this device stopped using or out of use.
5. Please turn off the power when replacing parts or not used.
6. Keep this product out of children's reach.
7. Please replace the power cord by contacting original factory or equivalent person to get rid of danger.
8. Please use the accessories from the original factory when replacing the product parts.

SHENZHEN ATTEN TECHNOLOGY CO., LTD.

Add: Floor 8, Building 2, Senyag High-tech park, 7 West Road High-tech Park, Guangming New district, Shenzhen 518132, china

Tel: 86-755-8602 1373 Fax: 86-755-8602 1365

Web: www.atten.com

Facebook: <https://www.facebook.com/attencn/>

E-mail: sales@atten.com.cn



CBN030691(A)

4